

**CONSTRUCTION INDUSTRY ADVANCEMENT FUND
OF SOUTHERN CALIFORNIA**

FUND FOR CONSTRUCTION INDUSTRY ADVANCEMENT

**CIAF - FCIA
2021 ANNUAL REPORT**





2021 Chairman's Message

During the calendar year of 2021, the Construction Industry Advancement Fund (CIAF) and the Fund for Construction Industry for Advancement (FCIA) collectively funded more than \$3.8million in grants supporting a wide range of programs and projects sponsored by a number of highly respected, industry-related organizations. Since inception of these two funds, more than \$82 million in grants have been awarded through the end of 2021.

CIAF commenced operations on September 19, 1972, and FCIA on September 28, 1977. The Funds are established and operate under Trust Agreements adopted by four sponsoring Associations: Associated General Contractors of California, Inc. (AGC); Building Industry Association of Southern California (BIA); Engineering Contractors Association (ECA); and the Southern California Contractors Association (SCCA).

CIAF and FCIA collect contributions from several hundred contractors in the eleven-county area of Southern California, comprised of Imperial, Inyo, Kern, Los Angeles, Mono, Orange, Riverside, Santa Barbara, San Bernardino, San Luis Obispo, and Ventura Counties in accordance with collective bargaining agreements. In the case of CIAF, contributions are received from employers through the United Brotherhood of Carpenters and Joiners of America. Affiliates of the Operative Plasterers and Cement Masons International Association, the International Union of Operating Engineers, the Laborers International Union of North America, and the International Brotherhood of Teamsters, Chauffeurs, Warehousemen and Helpers of America provide financing for FCIA.

The Funds promote, encourage, and assist in financing activities for the following purposes:

- Study Building Codes, Regulations, and Laws affecting the construction industry.
- Recommend improvements, education, and training of supervisory and managerial personnel of the industry.
- Promote cooperation among architects, engineers, public officials, and contractors:
 1. To study and promote safety programs for the prevention of accidents and crime prevention, and
 2. To assemble statistical information and conduct research for market development.

CIAF and FCIA supported activities are outlined in this report. Audited Financial Statements of 2020 operations are included. We trust that this report will be a source of satisfaction to all contributing contractors. Continued funding of each grant is monitored closely. Quarterly progress and financial reports are required. All reports are reviewed by the Administrator, and Trustees, certifying that the funds are being efficiently utilized for the purposes approved.

On behalf of the Trustees, we extend our sincere appreciation for your continued support.

Dan McGrew
Chairman



2021 Summary of Grants Awarded

AGC LEGISLATIVE PROGRAM		
To support a State-wide budget of staff and facilities for review of pending legislation affecting the construction industry; and to present to members of the California Senate and Assembly the industry's views on relevant legislative matters.		
21-01		
(Legislative Grant Committee)	CIAF \$	252,407.00
	FCIA \$	557,204.00
	TOTAL	809,611.00

AGC THE ROAD INFORMATION PROGRAM (TRIP)		
To help finance information programs promoting greater utilization of public roadways and public support for projects to improve and upgrade roads, highways and bridges within California.		
21-02		
(Advocacy Grant Committee)	CIAF \$	9,353.00
	FCIA \$	20,647.00
	TOTAL	30,000.00

AGC CONSTRUCTION EDUCATION FOUNDATION		
To assist in developing a curriculum at the high school level for the education and preparation of students in construction skills and the opportunities and benefits of the industry.		
21-03		
(Omnibus/Legal Grant Committee)	CIAF \$	132,499.00
	FCIA \$	292,501.00
	TOTAL	425,000.00

SCCA LEGISLATIVE PROGRAM		
To conduct a comprehensive Legislative Program, involving investigation, research and active participation in legislative conferences, meetings and other events. To introduce and support legislation favorable to the industry, and to vigorously oppose legislation which would be detrimental to the construction industry at large.		
21-04		
(Legislative Grant Committee)	CIAF \$	191,873.00
	FCIA \$	423,573.00
	TOTAL	615,446.00

SCCA SCHOLARSHIP PROGRAM		
To support a Scholarship Fund of the Southern California Contractors Association, to assist engineering students interested in construction careers to continue their education in accredited schools.		
21-05		
(Omnibus/Legal Grant Committee)	CIAF \$	37,412.00
	FCIA \$	82,588.00
	TOTAL	120,000.00

SCCA CONSTRUCTION UNIVERSITY		
To develop and deliver a comprehensive education, employee development, safety training program for its members and their construction industry workforce.		
21-06		
(Omnibus/Legal Grant Committee)	CIAF \$	29,617.00
	FCIA \$	65,383.00
	TOTAL	95,000.00

ECA CONSTRUCTION INDUSTRY ADVOCACY PROGRAM		
To assist in developing a curriculum at the high school level for the education and preparation of students in construction skills and the opportunities and benefits of the industry.		
21-07		
(Legislative Grant Committee)	CIAF \$	46,765.00
	FCIA \$	103,235.00
	TOTAL	150,000.00

ECA INDUSTRY ADVANCEMENT PROGRAM		
To assist financing the ECA Industry Advancement Program which serves to advance and promote the construction industry both locally and at a state level through several avenues of media and events.		
21-08		
(Advoc)	CIAF \$	16,127.00
	FCIA \$	35,602.00
	TOTAL	51,729.00

ECA SCHOLARSHIP PROGRAM		
To assist financing the ECA Scholarship Program, which provides academic scholarships to students since 1990.		
21-09		
(Omnibus/Legal Grant Committee)	CIAF \$	12,471.00
	FCIA \$	27,529.00
	TOTAL	40,000.00

2020 Summary of Grants Awarded continued

ECA SAFETY PROGRAM		
To assist financing the ongoing ECA Safety Program, which provides continuing safety training and education for members and their employees, as well as, provide access to numerous safety related industry publications.		
21-10		
(Omnibus/Legal Grant Committee)	CIAF \$ FCIA \$ TOTAL	9,666.00 21,338.00 31,004.00

CRIME PREVENTION PROGRAM OF CALIFORNIA		
To share in the costs of a program to detect and prevent acts of theft and/or vandalism affecting the construction industry in Southern California.		
21-11		
(Omnibus/Legal Grant Committee)	CIAF \$ FCIA \$ TOTAL	34,200.00 79,800.00 114,000.00

BIA BUILDING INDUSTRY LEGAL DEFENSE (BILD) FOUNDATION (BILD)		
To protect the integrity of the entitlement/construction process and protect the rights of property owners to develop their land. Special emphasis is placed on problems created by the State and Federal Endangered Species Act, abuses of construction defects litigation, and the imposition of excessive impact fees to finance public infrastructure and schools.		
21-12		
(Omnibus/Legal Grant Committee)	CIAF \$ FCIA \$ TOTAL	112,066.00 247,397.00 259,463.00

FUTUREPORTS		
To help fund FuturePorts in its continuing dedication of ensuring a balanced course that meets Southern California's economic, environmental and social goals through the green growth of its Ports and will, among other issues, serve as a regional voice for members at local, state and federal regulatory and legislative agencies on issues affecting the Los Angeles/Long Beach port complex.		
21-13		
(Advocacy Grant Committee)	CIAF \$ FCIA \$ TOTAL	7,500.00 17,500.00 25,000.00

CONSTRUCTION INDUSTRY AIR QUALITY COALITION (CIAQC)		
To help finance a long-term, coordinated project for monitoring actions of the South Coast Air Quality Management District, the Southern California Association of Governments, the California Resources Board and the Environmental Protection Agency, and their impact on the construction industry. The project is directed by three representatives each of AGC, BIA, ECA and SCCA as a coalition on Air Quality Management.		
21-14		
(Advocacy Grant Committee)	CIAF \$ FCIA \$ TOTAL	75,960.00 177,240.00 253,200.00

CONSTRUCTION INDUSTRY COALITION FOR WATER QUALITY (CICWQ)		
To help finance a forum and entity to respond collectively to the unprecedented levels of water quality regulatory activity by regulators and anti-development interest groups.		
21-15		
(Advocacy Grant Committee)	CIAF \$ FCIA \$ TOTAL	103,500.00 241,500.00 345,000.00

CONSTRUCTION INDUSTRY FORCE ACCOUNT COUNCIL (CIFAC)		
To obtain, supervise and maintain the services of professionals possessing the experience and knowledge of Force Account methods and bidding practices, to study, investigate and determine if awarding authorities are violating, or have violated laws, ordinances and/or regulations.		
21-16		
(Advocacy Grant Committee)	CIAF \$ FCIA \$ TOTAL	90,000.00 210,000.00 300,000.00

STRATEGIC VENTURES EXTRA LEGAL LOAD TRANSPORTATION PROGRAM		
To harmonize and streamline the transportation permit process in California.		
21-17		
	CIAF \$ FCIA \$ TOTAL	12,724.00 29,689.00 42,413.00

2021 GRAND TOTAL	TOTAL	1,174,139.00 2,695,174.00 3,869,313.00
-------------------------	--------------	---





**CONSTRUCTION INDUSTRY ADVANCEMENT
FUND OF SOUTHERN CALIFORNIA**

FINANCIAL STATEMENTS

**FOR THE YEARS ENDED
DECEMBER 31, 2021 AND 2020**

**CONSTRUCTION INDUSTRY ADVANCEMENT FUND OF SOUTHERN CALIFORNIA
INDEX TO FINANCIAL STATEMENTS AND SUPPLEMENTAL SCHEDULES
DECEMBER 31, 2021 AND 2020**

	Pages
INDEPENDENT AUDITORS' REPORT	2 - 3
FINANCIAL STATEMENTS	
Statements of Financial Position	
As of December 31, 2021 and 2020	4
Statements of Activities	
For the Years Ended December 31, 2021 and 2020	5
Statement of Cash Flows	
For the Years Ended December 31, 2021 and 2020	6
Notes to Financial Statements	7 - 11

Report of Independent Public Accountants

Board of Trustees
Construction Industry Advancement Fund of Southern California
Covina, California

Opinion

We conducted our audits in accordance with auditing standards generally accepted in the United States of America (GAAS). Our responsibilities under those standards are further described in the Auditor's Responsibilities for the Audit of the Financial Statements section of our report. We are required to be independent of Construction Industry Advancement Fund of Southern California to meet our other ethical responsibilities, in accordance with the relevant ethical requirements relating to our audits. We believe that the audit evidence we have obtained is sufficient and appropriate to provide a basis for our audit opinion.

Responsibilities of Management for the Financial Statements

Management is responsible for the preparation and fair presentation of the financial statements in accordance with accounting principles generally accepted in the United States of America, and for the design, implementation, and maintenance of internal control relevant to the preparation and fair presentation of financial statements that are free from material misstatement, whether due to fraud or error.

In preparing the financial statements, management is required to evaluate whether there are conditions or events, considered in the aggregate, that raise substantial doubt about Construction Industry Advancement Fund of Southern California ability to continue as a going concern for the year ended December 31, 2021.

Management is also responsible for maintaining a current plan instrument, including all plan amendments, administering the plan, and determining that the plan's transactions that are presented and disclosed in the financial statements are in conformity with the plan's provisions, including maintaining sufficient records with respect to each of the participants, including maintaining sufficient records with respect to each of the participants, to determine the benefits due or which may become due to such participants.

H&A HENNINGFIELD & ASSOCIATES, INC.

Certified Public Accountants

28296 Constellation Rd. • Valencia, California 91355
Phone: (661) 295-3363 • Fax (661) 295-3364
www.henningfieldcpa.com

Board of Trustees
Construction Industry Advancement Fund of Southern California
Covina, California

Auditor's Responsibilities for the Audit of the Financial Statements

Our objectives are to obtain reasonable assurance about whether the financial statements, as a whole, are free from material misstatement, whether due to fraud or error, and to issue an auditor's report that includes our opinion. Reasonable assurance is a high level of assurance but is not absolute assurance and therefore is not a guarantee that an audit conducted in accordance with GAAS will always detect a material misstatement when it exists. The risk of not detecting a material misstatement resulting from fraud is higher than for one resulting from error, as fraud may involve collusion, forgery, intentional omissions, misrepresentations, or the override of internal control. Misstatements are considered material if, there is a substantial likelihood that, individually or in the aggregate, they would influence the judgment made by a reasonable user based on the financial statements.

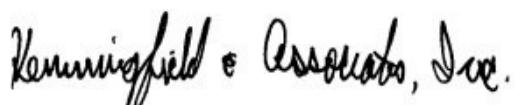
In performing an audit in accordance with GAAS, we:

Exercise professional judgement and maintain professional skepticism throughout the audit.
Identify and assess the risks of material misstatement of the financial statements, whether due to fraud or error, and design and perform audit procedures responsive to those risks. Such procedures include examining, on a test basis, evidence regarding the amounts and disclosures in the financial statements.
Obtain an understanding of internal control relevant to the audit in order to design audit procedures that are appropriate in the circumstances, but not for the purpose of expressing an opinion on the effectiveness of Construction Industry Advancement Fund of Southern California's internal control. Accordingly, no such opinion is expressed.

Evaluate the appropriateness of accounting policies used and the reasonableness of significant accounting estimates made by management, as well as evaluate the overall presentation of the financial statements.

Conclude whether, in our judgement, there are conditions or events, considered in the aggregate, that raise substantial doubt about Construction Industry Advancement Fund of Southern California's ability to continue as a going concern for a reasonable period of time.

We are required to communicate with those charged with governance regarding, among other matters, the planned scope and timing of the audit, significant audit findings, and certain internal control-related matters that we identified during the audit.



HENNINGFIELD & ASSOCIATES, INC.
Valencia, CA
September 20, 2022

CONSTRUCTION INDUSTRY ADVANCEMENT FUND OF SOUTHERN CALIFORNIA
STATEMENTS OF FINANCIAL POSITION
DECEMBER 31, 2021 AND 2020

ASSETS

	2021	2021
CASH AND CASH EQUIVALENTS (Note 6)		
Checking Account	\$ 124,916	\$ 44,416
Business Money Market	<u>121,792</u>	<u>268,416</u>
TOTAL CASH AND CASH EQUIVALENTS	<u>246,708</u>	<u>312,832</u>
INVESTMENT AT FAIR VALUE (Note 3)	<u>75,000</u>	<u>75,000</u>
Certificate of Deposit		
TOTAL INVESTMENTS AT FAIR VALUE	<u><u>75,000</u></u>	<u><u>75,000</u></u>
RECEIVABLES		
Employer Contributions (Note 7)	<u>90,546</u>	<u>92,258</u>
TOTAL RECEIVABLES	<u>90,546</u>	<u>92,258</u>
OTHER ASSETS		
Prepaid Insurance and Expenses	<u>1,703</u>	<u>1,614</u>
TOTAL OTHER ASSETS	<u>1,703</u>	<u>1,614</u>
TOTAL ASSETS	<u><u>\$ 413,957</u></u>	<u><u>\$ 481,704</u></u>

LIABILITIES AND UNRESTRICTED NET ASSETS

CURRENT LIABILITIES		
Accounts Payable	\$ 18,734	\$ 3,835
Due to Fund for Construction Industry Advancement (Note 4)	4,349	4,349
Proxy Tax Payable	<u>7,045</u>	<u>771</u>
TOTAL CURRENT LIABILITIES	<u><u>30,128</u></u>	<u><u>8,955</u></u>
NET ASSETS WITHOUT DONOR RESTRICTIONS		
Board Designated - Operating reserve	74,993	69,416
Board Designated - Contingency reserve	296,537	283,803
Undesignated	<u>12,299</u>	<u>119,530</u>
TOTAL NET ASSETS WITHOUT DONOR RESTRICTIONS	<u><u>383,829</u></u>	<u><u>472,749</u></u>
TOTAL LIABILITIES AND NET ASSETS	<u><u>\$ 413,957</u></u>	<u><u>\$ 481,704</u></u>

The accompanying notes are an integral part of these financial statements

CONSTRUCTION INDUSTRY ADVANCEMENT FUND OF SOUTHERN CALIFORNIA
STATEMENTS OF ACTIVITIES
FOR THE YEARS ENDED DECEMBER 31, 2021 and 2020

CHANGE IN NET ASSETS WITHOUT DONOR RESTRICTIONS

	2021	2020
REVENUES AND GAINS		
Employer contributions (Note 7)	\$ 1,186,146	\$ 1,135,210
Interest Income and Other	<u>213</u>	<u>828</u>
Total Revenue and Gains	<u>1,186,359</u>	<u>1,136,038</u>
EXPENSES		
PROGRAM EXPENSES		
Grants Funded	<u>1,200,286</u>	<u>1,163,790</u>
MANAGEMENT AND GENERAL EXPENSES		
Administrative Fee	55,075	52,324
Audit and Accounting Fees	6,544	3,512
Bank Charges	1,783	1,702
Contributions Collection Program	3,490	3,240
Insurance and Bonds	6,156	6,071
Storage Fees	1,168	1,282
Legal Fees and Expenses		798
Printing, Postage and miscellaneous	<u>777</u>	<u>486</u>
Total Management and General Expenses	<u>74,993</u>	<u>69,412</u>
Total Expenses	1,275,279	1,233,205
Change in Net Assets Without Donor Restrictions	(88,920)	(97,167)
Net Assets Without Donor Restrictions, Beginning of Year	472,749	569,916
Net Assets Without Donor Restrictions, End of Year	<u>\$ 383,829</u>	<u>\$ 472,749</u>

The accompanying notes are in integral part of these financial statements

CONSTRUCTION INDUSTRY ADVANCEMENT FUND OF SOUTHERN CALIFORNIA
Statements of Cash Flows
Years Ended December 31, 2021 and 2020

CASH FLOWS OPERATING ACTIVITIES	2021	2020
INCREASE (DECREASE) IN NET ASSETS WITHOUT DONOR RESTRICTIONS	\$ (88,920)	\$ (97,167)
Changes In Operating Assets and Liabilities		
(Increase) decrease in receivable	1,712	115,405
Prepaid Expenses	(89)	153
Payables	21,173	(11,070)
Net Cash From Operating Activities	(66,124)	7,321
Net Change In Cash and Cash Equivalents	(66,124)	7,321
CASH AND CASH EQUIVALENTS, BEGINNING OF YEAR	312,832	305,511
CASH AND CASH EQUIVALENTS, END OF YEAR	246,708	312,832

The accompanying notes are an integral part of these financial statements.



**CONSTRUCTION INDUSTRY ADVANCEMENT FUND OF SOUTHERN CALIFORNIA NOTES TO
FINANCIAL STATEMENTS
DECEMBER 31, 2021 AND 2020**

NOTE 1 – NATURE OF ORGANIZATION AND SIGNIFICANT ACCOUNTING POLICIES

NATURE OF ORGANIZATION

The Construction Industry Advancement Fund of Southern California (the Organization) was established for the purpose of operating a program for the advancement of the construction industry. Funds to finance the activities of the Entity are derived from employer contributions paid under the Carpenters Master Labor Agreement.

CASH AND CASH EQUIVALENTS

All cash and highly liquid financial instruments with original maturities of three months or less, which are neither held for nor restricted by donors for long term purposes, are considered to be cash and cash equivalents.

RECEIVABLES AND CREDIT POLICIES

Employer contributions receivable consist of noninterest bearing amounts due from various employers affiliated with the Organization through the Carpenters Master Labor Agreement. Allowance for uncollectable employer contributions receivable is determined based on historical experience, an assessment of economic conditions, and a review of subsequent collections. Employer contributions receivable are written off when deemed uncollectable. At December 31, 2021 and 2020, the allowance was \$-0-

NET ASSETS

Net assets, revenues, gains, and losses are classified based on the existence or absence of donor or grantor restrictions. Accordingly, net assets and changes therein are classified and reports as follows:

Net Assets Without Donor Restrictions – Net assets available for use in general operations and not subject to donor (or certain grantor) restrictions. The Board has a designated operating reserve for \$74,993 and \$69,416 as of December 31, 2021 and 2020, respectively. The Board also has a designated contingency reserve for \$296,537 and \$283,803, as of December 31, 2021 and 2020.

Net Assets With Donor Restrictions – Net assets subject to donor (or certain grantor) restrictions. Some donor imposed (or grantor) restrictions are temporary in nature, such as those that will be met by the passage of time or other events specified by the donor. Other donor restrictions are perpetual in nature, where the donor stipulates that resources be maintained in perpetuity. At December 31, 2021 and 2020, the Organization has no net assets with donor restrictions.

REVENUE AND REVENUE RECOGNITION

Revenue is recognized from employer contributions when services are provided. Employer contributions are governed by the Collective Bargaining Agreement or working agreement, which provides for a per hour rate that the employers are required to pay into the Organization for each employee hour worked. In exchange the Organization provides ongoing promotion and advancement of the construction industry.

**CONSTRUCTION INDUSTRY ADVANCEMENT FUND OF SOUTHERN CALIFORNIA NOTES TO
FINANCIAL STATEMENTS
DECEMBER 31, 2021 AND 2020**

NOTE 1 – NATURE OF ORGANIZATION AND SIGNIFICANT ACCOUNTING POLICIES (CONTINUED)

FUNCTIONAL ALLOCATION OF EXPENSES

The costs of program and supporting services activities have been summarized on a functional basis in the statements of activities. The statements of activities also present the natural classification detail of expenses by function. No costs have been allocated among program and supporting services benefited because the expenses are generally directly attributable to a functional category with no significant allocations between program service activities and supporting services activities.

INCOME TAXES

The Organization is organized as a California nonprofit corporation and has been recognized by the Internal Revenue Service (IRS) as exempt from federal income taxes under Section 501(a) of the Internal Revenue Code as an organization described in Section 501(c)(6). The Organization is annually required to file a Return of Organization Exempt from Income Tax (Form 990) with the IRS. In addition, the Organization is subject to income tax on net income that is derived from business activities that are unrelated to its exempt purposes. The Organization has filed an Exempt Organization Business Income Tax Return (Form 990-T) with the IRS.

The Organization believes that it has appropriate support for any tax positions taken affecting its annual filing requirements and, as such, does not have any uncertain tax positions that are material to the financial statements. The Organization would recognize future accrued interest and penalties related to unrecognized tax benefits and liabilities in income tax expense if such interest and penalties are incurred.

USE OF ESTIMATES

The preparation of financial statements in conformity with generally accepted accounting principles requires management to make estimates and assumptions that affect the reported amounts of assets and liabilities at the date of the financial statements and the reported amounts of revenues and expenses during the reporting period. Actual results could differ from those estimates and those differences could be material.

NOTE 2 – LIQUIDITY AND AVAILABILITY

Financial assets available for general expenditure, that is, without donor restrictions limiting their use, within one year of the statement of financial position date, comprise of the following:

	2021	2020
Cash and cash equivalents	\$ 246,708	\$ 312,832
Certificate of deposit	75,000	75,000
Employer contributions	90,546	92,258
Total Assets	\$ 412,254	\$ 480,090

NOTE 3 – FAIR VALUE MEASUREMENT

If available, quoted market prices are used to value investments. Many factors are considered in arriving at that fair value. In general, however, U.S. Government Bonds and Certificates of Deposits are valued based on yields currently available on comparable securities of issuers with similar credit ratings. Purchases and sales of securities are recorded on a trade-date basis. Investment in mutual funds are valued at quoted market prices, which represents the net asset value. Interest income is recorded on the accrual basis.

**CONSTRUCTION INDUSTRY ADVANCEMENT FUND OF SOUTHERN CALIFORNIA NOTES TO
FINANCIAL STATEMENTS
DECEMBER 31, 2021 AND 2020**

NOTE 3 — FAIR VALUE MEASUREMENT (CONTINUED)

FASB Accounting Standards Codification (ASC) 820, which defines fair value, establishes a framework for measuring fair value and expands disclosures about fair value measurements. Fair value is defined as the price that would be received to sell an asset or paid to transfer a liability in an orderly transaction between market participants at the measurement date (an exit price). ASC 820 emphasizes that fair value is a market-based measurement that should be determined based on the assumptions market participants would use in pricing the asset or liability. As a basis for considering market participant assumptions in fair value measurements, ASC 820 establishes a fair value hierarchy that distinguishes between (1) market participant assumptions developed based on market data obtained from sources independent of the Plan (observable inputs) and (2) the Plan's own assumptions about market participant assumptions developed based on the best information available in the circumstances (unobservable inputs). Valuation techniques used to measure fair value shall maximize the use of observable inputs and minimize the use of unobservable inputs.

The fair value hierarchy prioritizes the inputs to valuation techniques used to measure fair value into three broad levels, as follows:

Level 1 inputs are quoted prices (unadjusted) in active markets for identical assets or liabilities the Plan has the ability to access at the measurement date. An active market for the asset or liability is a market in which transactions for the asset or liability occur with sufficient frequency and volume to provide information on an ongoing basis.

Level 2 inputs are inputs other than quoted prices included within Level 1 that are observable for the asset or liability, either directly or indirectly. If the asset or liability has a specified (contractual) term, a Level 2 input must be observable for substantially the full term of the asset or liability. Level 2 inputs include the following:

- Quoted prices for similar assets or liabilities in active markets;
- Quoted prices for identical or similar assets or liabilities in markets which are not active;
- Inputs other than quoted prices that are observable for the asset or liability; and
- Inputs that are derived principally from or corroborated by observable market data by correlation or other means.

Level 3 inputs are unobservable inputs for the asset or liability. Unobservable inputs are used to measure fair value to the extent that observable inputs are not available, thereby allowing for situations in which there is little, if any, market activity for the asset or liability at the measurement date. Unobservable inputs reflect the Plan's own assumptions that market participants would use in pricing the asset or liability (including assumptions about risk). Unobservable inputs are developed based on the best information available in the circumstances, which might include the Plan's own data. However, market participant cannot be ignored and, accordingly, the Plan's own data used to develop unobservable inputs are adjusted if information is reasonably available without undue cost and effort that indicates that market participants would use different assumptions.

The methods of valuation described may produce a fair value calculation that may not be indicative of net realizable value or reflective of future values. Furthermore, although the Plan believes its valuation methods are appropriate and consistent with other market participants, the use of different methodologies or assumptions to determine the fair value of certain financial instruments could result in a different fair value measurement at the reporting date. There have been no changes in valuation methodologies used at December 31, 2021 and 2020.

**CONSTRUCTION INDUSTRY ADVANCEMENT FUND OF SOUTHERN CALIFORNIA NOTES TO
FINANCIAL STATEMENTS
DECEMBER 31, 2021 AND 2020**

FAIR VALUE MEASUREMENT (CONTINUED)

The Plan does not have any Level 3 investments and there were no significant transfers between Level 1 and Level 2 investments during the year ended December 31, 2021.

The fair value hierarchy of ASC 820 gives the highest priority to Level 1 and the lowest priority to Level 3 inputs.

The following table summarizes the valuation of the Plan's investments in accordance with ASC 820 fair value hierarchy as of December 31, 2021, and 2020:

	Level 1	Level 2	Level 3	Balance at 12/31/21
Certificate of Deposit	\$ -	\$ 75,000	\$ -	\$ 75,000
	Level 1	Level 2	Level 3	Balance at 12/31/20
Certificate of Deposit	\$ -	\$ 75,000	\$ -	\$ 75,000

NOTE 4 – DUE TO FUND FOR CONSTRUCTION INDUSTRY ADVANCEMENT

Effective January 1, 1993, the Board of Trustees voted to utilize Fund for Construction Industry Advancement for payment of administrative expenses. Fund for Construction Industry Advancement shares 60% and Construction Industry Advancement Fund shares 40% of the administrative expenses. Storage fees was the only expenses allocated in the last two years.

NOTE 5 – GRANTS

During year ended December 31, 2021, grants were awarded to persons who undertook projects to study building codes, regulations and laws affecting the construction industry to recommend improvements and to advance the construction industry. The Board of Trustees awarded \$1,200,286 and funded \$1,200,286 in grants as of December 31, 2021. The Board of Trustees awarded \$1,163,790 and funded \$1,163,790 in grants as of December 31, 2020.

NOTE 6 – CONCENTRATION OF CREDIT RISK

Deposit concentration risk is managed by placing cash, money market accounts, and certificates of deposit with financial institutions believed by the Organization to be creditworthy. At times, amounts on deposit may exceed insured limits or include uninsured investments in money market mutual funds. To date, no losses have been experienced in any of these accounts. Credit risk associated with employer contributions receivable is considered to be limited due to high historical collection rates and because substantial portions of the outstanding amounts are due from employers that are signatory to a Collective Bargaining Agreement or working agreement and are supportive of the Organization's mission. The organization's cash and cash activities are with United Business Bank. As of December 31, 2021, the organization had cash on deposit in the bank totaling \$246,708.

FAIR VALUE MEASUREMENT (CONTINUED)

NOTE 7 – RISK AND UNCERTAINTIES

On March 11, 2020, the World Health Organization characterized coronavirus (COVID-19) as a pandemic, and on March 13, the President of the United States declared a national emergency relating to the disease. In addition to the President's declaration, state and local authorities have recommended social distancing and have imposed quarantine and isolation measures on large portions of the population, including mandatory business closures. These measures are designed to protect the overall public health, however are expected to have material adverse impacts on domestic and foreign economies and may result in the United States entering a period of recession.

As a result of COVID-19, there has been heightened market risk and volatility associated with the pandemic, and this could materially affect the amounts reported in the statements of net assets available for benefits and the statements of changes in net assets available for benefits, as mentioned above. Because of the uncertainty of the markets during this time, Plan management is unable to estimate the total impact the pandemic will have.

NOTE 8 - SUBSEQUENT EVENTS

In preparing these financial statements, the Plan has evaluated events and transactions for potential recognition or disclosures through September 20, 2022, the date the financial statements were available to be issued.



CONSTRUCTION INDUSTRY ADVANCEMENT FUND OF SOUTHERN CALIFORNIA

(An unincorporated trust)

SCHEDULE OF GRANTS FUNDED

YEAR ENDED DECEMBER 31, 2021

Grant Number	Grantee and Program	Total Amount	Total Amount Disbursed
1150-21-01	AGC Legislative Program	\$ 252,407.00	\$ 252,407.00
1151-21-02	AGC The Road Information Program (TRIP)	9,353.00	9,353.00
1152-21-03	AGC Construction Education Foundation	132,499.00	132,499.00
1153-21-04	SCCA Legislative Program	191,873.00	191,873.00
1154-21-05	SCCA Scholarship Program	37,412.00	37,412.00
1155-21-06	SCCA Construction University	29,617.00	29,617.00
1156-21-07	ECA Construction Industry Advocacy Program	46,765.00	46,765.00
1157-21-08	ECA Industry Advancement Program	16,127.00	16,127.00
1158-21-09	ECA Scholarship Program	12,471.00	12,471.00
1159-21-10	ECA Safety Program	9,666.00	9,666.00
1160-21-11	Construction Industry Crime Prevention Program	34,200.00	34,200.00
1161-21-12	BIA for Building Industry Legal Defense Foundation (BILD)	112,066.00	112,066.00
1162-21-13	Future Ports	7,500.00	7,500.00
1163-21-14	Construction Industry Air Quality Coalition (CIAQC)	75,960.00	75,960.00
1164-21-15	Construction Industry Coalition for Water Quality (CICWQ)	103,500.00	103,500.00
1165-21-16	CIFAC/Industry Force Account	90,000.00	90,000.00
1166-21-17	Strategic Ventures Extra-Legal Loads Transportation Program	12,724.00	12,724.00
GRAND TOTAL		<u>\$1,174,139.00</u>	<u>\$1,174,139.00</u>

Construction Industry Advancement Fund of Southern California

1123 Park View Dr., Suite 200 | Covina, CA 91724

Tel (909) 483-1825 | Fax (909) 483-1828

Board of Trustees

Dan McGrew, Secretary (AGC), Chair

Griffith Company
3050 E Birch Street
Brea, CA 92821
(714) 984-5500 Ext. 5523
(714) 854-9754 Fax

Patrick A. Ortiz (AGC)

Ortiz Enterprises Inc.
6 Cushing - Suite 200
Irvine, CA 92618
(949) 753-1414 X101
portiz@ortizent.com

Dave Sorem, Vice Chairman (ECA)

Bubalo Construction Company
5102 Gayhurst Ave.
Baldwin Park, CA 91706
(626) 960-7787
(626) 960-7897 Fax
dave@bubalo.com

Donald "Matt" Pim, Treasurer (SCCA)

Riverside Construction Company
4225 Garner Road
Riverside, CA 92501
(951) 682-8308
(951) 682-8350 Fax
mpim@rivconstruct.com

Vince Gutierrez (AGC)

Matrix Environmental Remediation - Demolition
2330 Cherry Industrial Circle
Long Beach, CA 90805
(562) 236-2704
(562) 236-2725 Fax
(714) 672-8555 Cell
Vgutierrez@Matrixla.net

Richard Honore (BIA)

2198 Clear Springs
Brea, CA 92821
(714) 529-5654
rchonore@aol.com

Ken Long (BIA)

Largo Concrete, Inc.
2741 Walnut Ave. Ste 110
Tustin, CA 92780
(714) 731-3600
kenlong@largoconcrete.com

Brandon Pensick (ECA)

Ferreira Coastal Construction
15188 Vista Del Rio
Chino, CA 91710
(626) 710-0701
bpensick@ferreiraconstruction.com

Gregory Salsbury (SCCA)

Salsbury Engineering, Inc.
2465 W. La Palma Avenue
Anaheim, CA 92801
(714) 527-2121 Ext. 216
greg@salsburyeng.com

Jordan Brandman

Building Industry Association of Southern California
17192 Murphy Avenue #14445
Irvine, CA 92623
(714) 287-8062
jbrandman@biasc.org

Public Trustee

David Nemeth, Public Trustee
Rogers Nemeth Germain
18201 Von Karman, Suite 640
Irvine, CA 92612
(949) 247-7972
dnemeth@rnglawfirm.com

COUNSEL

John S Miller, Jr.

Cox, Castle & Nicholson
2029 Century Park East Suite 2100
Los Angeles, CA 90067
(310) 277-4222
(310) 277-7889 Main/Fax
(310) 701-1006 Cell
(310) 546-2050 Home
rmiller@coxcastle.com

Matthew P. Seeberger (Matt)

(310) 284-2226

FUND FOR CONSTRUCTION INDUSTRY

ADVANCEMENT

FINANCIAL STATEMENTS

FOR THE YEARS ENDED

DECEMBER 31, 2021 AND 2020

**FUND FOR CONSTRUCTION INDUSTRY ADVANCEMENT
INDEX TO FINANCIAL STATEMENTS AND SUPPLEMENTAL SCHEDULES
DECEMBER 31, 2021 AND 2020**

	Pages
INDEPENDENT AUDITORS' REPORT	23
FINANCIAL STATEMENTS	
Statements of Financial Position As of December 31, 2021 and 2020	26
Statements of Activities For the Years Ended December 31 2021 and 2020	27
Statement of Cash Flows For the Years Ended December 31, 2021 and 2020	28
Notes to Financial Statements	29 – 33

H&A HENNINGFIELD & ASSOCIATES, INC.
Certified Public Accountants

28296 Constellation Rd. • Valencia, California 91355
Phone: (661) 295-3363 • Fax (661) 295-3364
www.henningfieldcpa.com

Report of Independent Public Accountants

Board of Trustees
Fund for Construction Industry Advancement
Covina, California

Opinion

We have audited the accompanying financial statements of Fund for Construction Industry Advancement, a nonprofit organization, which comprise the statements of financial position as of December 31, 2021 and 2020, and the related statements of activities and cash flows for the year then ended, and the related notes to the financial statement.

In our opinion, the accompanying financial statements present fairly, in all material respects, the statements of financial position of Fund for Construction Industry Advancement as of December 31, 2021 and 2020, and the statements of activities and its cash flows for the year ended December 31, 2021, in accordance with accounting principles generally accepted in the United States of America.

Basis for Opinion

We conducted our audits in accordance with auditing standards generally accepted in the United States of America (GAAS). Our responsibilities under those standards are further described in the Auditor's Responsibilities for the Audit of the Financial Statements section of our report. We are required to be independent of Fund for Construction Industry Advancement and to meet our other ethical responsibilities, in accordance with the relevant ethical requirements relating to our audits. We believe that the audit evidence we have obtained is sufficient and appropriate to provide a basis for our audit opinion.

Responsibilities of Management for the Financial Statements

Management is responsible for the preparation and fair presentation of the financial statements in accordance with accounting principles generally accepted in the United States of America, and for the design, implementation, and maintenance of internal control relevant to the preparation and fair presentation of financial statements that are free from material misstatement, whether due to fraud or error.

In preparing the financial statements, management is required to evaluate whether there are conditions or events, considered in the aggregate, that raise substantial doubt about Fund for Construction Industry Advancement ability to continue as a going concern for the year ended December 31, 2021.

Management is also responsible for maintaining a current plan instrument, including all plan amendments, administering the plan, and determining that the plan's transactions that are presented and disclosed in the financial statements are in conformity with the plan's provisions, including maintaining sufficient records with respect to each of the participants, including maintaining sufficient records with respect to each of the participants, to determine the benefits due or which may become due to such participants.

H&A HENNINGFIELD & ASSOCIATES, INC.

Certified Public Accountants

28296 Constellation Rd. • Valencia, California 91355

Phone: (661) 295-3363 • Fax (661) 295-3364

www.henningfieldcpa.com

Board of Trustees
Fund for Construction Industry Advancement
Covina, California

Auditor's Responsibilities for the Audit of the Financial Statements

Our objectives are to obtain reasonable assurance about whether the financial statements, as a whole, are free from material misstatement, whether due to fraud or error, and to issue an auditor's report that includes our opinion. Reasonable assurance is a high level of assurance but is not absolute assurance and therefore is not a guarantee that an audit conducted in accordance with GAAS will always detect a material misstatement when it exists. The risk of not detecting a material misstatement resulting from fraud is higher than for one resulting from error, as fraud may involve collusion, forgery, intentional omissions, misrepresentations, or the override of internal control. Misstatements are considered material if, there is a substantial likelihood that, individually or in the aggregate, they would influence the judgment made by a reasonable user based on the financial statements.

In performing an audit in accordance with GAAS, we:

Exercise professional judgement and maintain professional skepticism throughout the audit.

Identify and assess the risks of material misstatement of the financial statements, whether due to fraud or error, and design and perform audit procedures responsive to those risks. Such procedures include examining, on a test basis, evidence regarding the amounts and disclosures in the financial statements.

Obtain an understanding of internal control relevant to the audit in order to design audit procedures that are appropriate in the circumstances, but not for the purpose of expressing an opinion on the effectiveness of Fund for Construction Industry Advancement's internal control. Accordingly, no such opinion is expressed.

Evaluate the appropriateness of accounting policies used and the reasonableness of significant accounting estimates made by management, as well as evaluate the overall presentation of the financial statements.

Conclude whether, in our judgement, there are conditions or events, considered in the aggregate, that raise substantial doubt about Fund for Construction Industry Advancement's ability to continue as a going concern for a reasonable period of time.

We are required to communicate with those charged with governance regarding, among other matters, the planned scope and timing of the audit, significant audit findings, and certain internal control-related matters that we identified during the audit.

Henningfield & Associates, Inc.

HENNINGFIELD & ASSOCIATES, INC.

Valencia, CA

March 22, 2022

FUND FOR CONSTRUCTION INDUSTRY ADVANCEMENT
STATEMENTS OF FINANCIAL POSITION
DECEMBER 31, 2021 and 2020

ASSETS

	2021	2020
CASH AND CASH EQUIVALENTS (Note 6)		
Checking Account	\$ 284,225	\$ 249,176
Business Money Market	<u>158,179</u>	<u>278,118</u>
TOTAL CASH AND CASH EQUIVALENTS	442,404	527,294
INVESTMENT AT FAIR VALUE (Note 3)		
Certificate of Deposit	<u>290,000</u>	<u>290,000</u>
TOTAL INVESTMENTS AT FAIR VALUE	<u>290,000</u>	<u>290,000</u>
RECEIVABLES		
Employer Contributions (Note 7)	182,675	204,041
Interest Receivable	-	-
Due from Construction Industry Advancement Fund (Note 4)	<u>4,349</u>	<u>4,349</u>
TOTAL RECEIVABLES	<u>187,024</u>	<u>208,390</u>
OTHER ASSETS		
Prepaid Insurance and Expenses	<u>1,712</u>	<u>1,797</u>
TOTAL OTHER ASSETS	<u>1,712</u>	<u>1,797</u>
TOTAL ASSETS	<u>\$ 921,140</u>	<u>\$ 1,027,481</u>

LIABILITIES AND UNRESTRICTED NET ASSETS

CURRENT LIABILITIES		
Accounts Payable	\$ 49,721	\$ 4,454
Proxy Tax Payable	<u>15,553</u>	<u>1,728</u>
TOTAL CURRENT LIABILITIES	<u>65,274</u>	<u>6,182</u>
NET ASSETS WITHOUT DONOR RESTRICTIONS		
Board Designated - Operating Reserve	125,156	118,591
Board Designated - Contingency Reserve	661,891	642,518
Undesignated	<u>68,819</u>	<u>260,190</u>
TOTAL NET ASSETS WITHOUT DONOR RESTRICTIONS	<u>855,866</u>	<u>1,021,299</u>
TOTAL LIABILITIES AND NET ASSETS	<u>\$ 921,140</u>	<u>\$ 1,027,481</u>

The accompanying notes are an integral part of these financial statements

**FUND FOR CONSTRUCTION INDUSTRY ADVANCEMENT
STATEMENTS OF ACTIVITIES
FOR THE YEARS ENDED DECEMBER 31 2021 AND 2020**

CHANGE IN NET ASSETS WITHOUT DONOR RESTRICTIONS

	2021	2020
REVENUES AND GAINS		
Employer Contributions (Note 7)	\$ 2,647,564	\$ 2,570,040
Interest Income and Other	<u>787</u>	<u>2,756</u>
Total Revenues and Gains	<u>2,648,351</u>	<u>2,572,796</u>
EXPENSES		
PROGRAM EXPENSES		
Grants Funded	2,688,629	2,575,854
MANAGEMENT AND GENERAL EXPENSES		
Administrative Fee	82,613	78,485
Audit and Accounting Fees	6,130	2,856
Bank Charges	1,332	1,226
Contributions Collection Program	24,509	23,434
Insurance and Bonds	6,935	6,442
Storage	1,752	1,924
Legal Fees and Expenses	681	1,661
Printing, Postage and Miscellaneous	<u>1,204</u>	<u>2,563</u>
Total Management and General Expenses	<u>125,156</u>	<u>118,591</u>
Total Expenses	2,813,784	2,694,445
Change in Net Assets, without donor restrictions	(165,433)	(121,649)
Net Assets, without donor restrictions, beginning of year	<u>1,021,299</u>	<u>1,142,948</u>
Net Assets, without donor restrictions, end of year	<u>\$ 855,866</u>	<u>\$ 1,021,299</u>

The accompanying notes are an integral part of these financial statements

**FUND FOR CONSTRUCTION INDUSTRY ADVANCEMENT
STATEMENTS OF CASH FLOWS
YEARS ENDED DECEMBER 31, 2021 AND 2020**

CASH FLOWS OPERATING ACTIVITIES	2021	2020
INCREASE (DECREASE) IN NET ASSETS WITHOUT DONOR RESTRICTIONS	\$ (165,433)	\$ (121,649)
 Changes In Operating Assets and Liabilities		
(Increase) Decrease In Receivables	21,366	202,364
(Increase) Decrease In Prepaid Expenses	85	(149)
Increase (Decrease) In Accounts Payable	59,092	(20,922)
Net Cash Provided By operating Activities	(84,890)	59,644
Net Increase In Cash and Cash Equivalents	(84,890)	59,644
CASH AND CASH EQUIVALENTS, BEGINNING OF YEAR	527,294	467,650
CASH AND CASH EQUIVALENTS, END OF YEAR	\$ 442,404	\$ 527,294



FUND FOR CONSTRUCTION INDUSTRY ADVANCEMENT
NOTES TO FINANCIAL STATEMENTS
DECEMBER 31, 2021 AND 2020

NOTE 1 – NATURE OF ORGANIZATION AND SIGNIFICANT ACCOUNTING POLICIES (CONTINUED)

NATURE OF ORGANIZATION

The Fund for Construction Industry Advancement (the Organization) was established for the purpose of operating a program for the advancement of the construction industry. Funds to finance the activities of the Entity are derived from employer contributions paid under the Southern California Master Labor Agreement which includes the Eleven Southern California Counties Cement Masons, the International Union of Operating Engineers, Local No. 12, the Southern California District Council of Laborers, and the Joint Council of Teamsters No. 42 and Teamsters Local No. 87.

CASH AND CASH EQUIVALENTS

All cash and highly liquid financial instruments with original maturities of three months or less, which are neither held for nor restricted by donors for long term purposes, are considered to be cash and cash equivalents.

RECEIVABLES AND CREDIT POLICIES

Employer contributions receivable consist of noninterest bearing amounts due from various employers affiliated with the Organization through the Southern California Master Labor Agreement. Allowance for uncollectable employer contributions receivable is determined based on historical experience, an assessment of economic conditions, and a review of subsequent collections. Employer contributions receivable are written off when deemed uncollectable. At December 31, 2021 and 2020, the allowance was \$-0-.

NET ASSETS

Net assets, revenues, gains, and losses are classified based on the existence or absence of donor or grantor restrictions. Accordingly, net assets and changes therein are classified and reports as follows:

Net Assets Without Donor Restrictions – Net assets available for use in general operations and not subject to donor (or certain grantor) restrictions. The Board has a designated operating reserve for \$125,156 and \$118,591 as of December 31, 2021 and 2020, respectively. The Board also has a designated contingency reserve for \$661,891 and \$642,518, as of December 31, 2021 and 2020.

Net Assets With Donor Restrictions – Net assets subject to donor (or certain grantor) restrictions. Some donor imposed (or grantor) restrictions are temporary in nature, such as those that will be met by the passage of time or other events specified by the donor. Other donor restrictions are perpetual in nature, where the donor stipulates that resources be maintained in perpetuity. At December 31, 2021 and 2020, the Organization has no net assets with donor restrictions.

REVENUE AND REVENUE RECOGNITION

Revenue is recognized from employer contributions when services are provided. Employer contributions are governed by the Collective Bargaining Agreement or working agreement, which provides for a per hour rate that the employers are required to pay into the Organization for each employee hour worked. In exchange, the Organization provides ongoing promotion and advancement of the construction industry.

FUND FOR CONSTRUCTION INDUSTRY ADVANCEMENT
NOTES TO FINANCIAL STATEMENTS
DECEMBER 31, 2021 AND 2020

NOTE 1 – NATURE OF ORGANIZATION AND SIGNIFICANT ACCOUNTING POLICIES (CONTINUED)

FUNCTIONAL ALLOCATION OF EXPENSES

The costs of program and supporting services activities have been summarized on a functional basis in the Statements of Activities. The Statements of Activities also present the natural classification detail of expenses by function. No costs have been allocated among program and supporting services benefited because the expenses are generally directly attributable to a functional category with no significant allocations between program service activities and supporting services activities.

INCOME TAXES

The Organization is organized as a California nonprofit corporation and has been recognized by the Internal Revenue Service (IRS) as exempt from federal income taxes under Section 501(a) of the Internal Revenue Code as an organization described in Section 501(c)(6). The Organization is annually required to file a Return of Organization Exempt from Income Tax (Form 990) with the IRS. In addition, the Organization is subject to income tax on net income that is derived from business activities that are unrelated to its exempt purposes. The Organization has filed an Exempt Organization Business Income Tax Return (Form 990-T) with the IRS.

The Organization believes that it has appropriate support for any tax positions taken affecting its annual filing requirements and, as such, does not have any uncertain tax positions that are material to the financial statements. The Organization would recognize future accrued interest and penalties related to unrecognized tax benefits and liabilities in income tax expense if such interest and penalties are incurred.

USE OF ESTIMATES

The preparation of financial statements in conformity with generally accepted accounting principles requires management to make estimates and assumptions that affect the reported amounts of assets and liabilities at the date of the financial statements and the reported amounts of revenues and expenses during the reporting period. Actual results could differ from those estimates and those differences could be material.

NOTE 2 – LIQUIDITY AND AVAILABILITY

Financial assets available for general expenditure, that is, without donor restrictions limiting their use, within one year of the statement of financial position date, comprise of the following::

	2021	2020
Cash and cash equivalents	\$ 442,404	\$ 527,294
Certificate of Deposit	290,000	290,000
Employer Contributions	182,676	204,041
Interest Receivable	—	4
Due from Construction Industry Advancement Fund	4,349	4,349
Total Assets	\$ 919,429	\$ 1,025,684

FUND FOR CONSTRUCTION INDUSTRY ADVANCEMENT
NOTES TO FINANCIAL STATEMENTS
DECEMBER 31, 2021 AND 2020

NOTE 3 – FAIR VALUE MEASUREMENT

If available, quoted market prices are used to value investments. Many factors are considered in arriving at that fair value. In general, however, U.S. Government Bonds and Certificates of Deposits are valued based on yields currently available on comparable securities of issuers with similar credit ratings. Purchases and sales of securities are recorded on a trade-date basis. Investment in mutual funds is valued at quoted market prices, which represents the net asset value. Interest income is recorded on the accrual basis.

FASB Accounting Standards Codification (ASC) 820, which defines fair value, establishes a framework for measuring fair value and expands disclosures about fair value measurements. Fair value is defined as the price that would be received to sell an asset or paid to transfer a liability in an orderly transaction between market participants at the measurement date (an exit price). ASC 820 emphasizes that fair value is a market-based measurement that should be determined based on the assumptions market participants would use in pricing the asset or liability. As a basis for considering market participant assumptions in fair value measurements, ASC 820 establishes a fair value hierarchy that distinguishes between (1) market participant assumptions developed based on market data obtained from sources independent of the Plan (observable inputs) and (2) the Plan's own assumptions about market participant assumptions developed based on the best information available in the circumstances (unobservable inputs). Valuation techniques used to measure fair value shall maximize the use of observable inputs and minimize the use of unobservable inputs.

The fair value hierarchy prioritizes the inputs to valuation techniques used to measure fair value into three broad levels, as follows:

Level 1 inputs are quoted prices (unadjusted) in active markets for identical assets or liabilities the Plan has the ability to access at the measurement date. An active market for the asset or liability is a market in which transactions for the asset or liability occur with sufficient frequency and volume to provide information on an ongoing basis.

Level 2 inputs are inputs other than quoted prices included within Level 1 that are observable for the asset or liability, either directly or indirectly. If the asset or liability has a specified (contractual) term, a Level 2 input must be observable for substantially the full term of the asset or liability. Level 2 inputs include the following:

- Quoted prices for similar assets or liabilities in active markets;
- Quoted prices for identical or similar assets or liabilities in markets which are not active; Inputs other than quoted prices that are observable for the asset or liability; and
- Inputs that are derived principally from or corroborated by observable market data by correlation or other means.

Level 3 inputs are unobservable inputs for the asset or liability. Unobservable inputs are used to measure fair value to the extent that observable inputs are not available, thereby allowing for situations in which there is little, if any, market activity for the asset or liability at the measurement date. Unobservable inputs reflect the Plan's own assumptions that market participants would use in pricing the asset or liability (including assumptions about risk). Unobservable inputs are developed based on the best information available in the circumstances, which might include the Plan's own data. However, market participant cannot be ignored and, accordingly, the Plan's own data used to develop unobservable inputs are adjusted if information is reasonably available without undue cost and effort that indicates that market participants would use different assumptions.

FUND FOR CONSTRUCTION INDUSTRY ADVANCEMENT
NOTES TO FINANCIAL STATEMENTS
DECEMBER 31, 2021 AND 2020

NOTE 3 – FAIR VALUE MEASUREMENT (CONTINUED)

The methods of valuation described may produce a fair value calculation that may not be indicative of net realizable value or reflective of future values. Furthermore, although the Plan believes its valuation methods are appropriate and consistent with other market participants, the use of different methodologies or assumptions to determine the fair value of certain financial instruments could result in a different fair value measurement at the reporting date. There have been no changes in valuation methodologies used at December 31, 2021 and 2020.

The plan does not have any Level 3 investments and there were no significant transfers between Level 1 and Level 2 investments during the year ended December 31, 2021.

The fair value hierarchy of ASC 820 gives the highest priority to Level 1 and the lowest priority to Level 3 inputs.

The following table summarizes the valuation of the Plan's investments in accordance with ASC 820 fair value hierarchy as of December 31, 2021, and 2020:

	Level 1	Level 2	Level 3	Balance at 12/31/21
Certificate of Deposit	\$ -	\$ 290,000	\$ -	\$ 290,000
	Level 1	Level 2	Level 3	Balance at 12/31/20
Certificate of Deposit	\$ -	\$ 290,000	\$ -	\$ 290,000

NOTE 4 – DUE FROM CONSTRUCTION INDUSTRY ADVANCEMENT FUND

Effective January 1, 1993, the Board of Trustees voted to utilize Fund for Construction Industry Advancement for payment of administrative expenses. Fund for Construction Industry Advancement shares 60% and Construction Industry Advancement Fund shares 40% of the administrative expenses. Storage fees was the only expenses allocated in the last two years.

NOTE 5 – GRANTS

During year ended December 31, 2021 and 2020, grants were awarded to persons who undertook projects to study building codes, regulations and laws affecting the construction industry to recommend improvements and to advance the construction industry. The Board of Trustees awarded \$2,688,628 and funded \$2,688,628 in grants as of December 31, 2021. The Board of Trustees awarded \$2,575,854 and funded \$2,575,854 in grants as of December 31, 2020.

NOTE 6 – CONCENTRATION OF CREDIT RISK

Deposit concentration risk is managed by placing cash, money market accounts, and Certificates of Deposit with financial institutions believed by the Organization to be creditworthy. At times, amounts on deposit may exceed insured limits or include uninsured investments in money market mutual funds. To date, no losses have been experienced in any of these accounts. Credit risk associated with employer contributions receivable is considered to be limited due to high historical collection rates and because substantial portions of the outstanding amounts are due from employers that are signatory to a Collective Bargaining Agreement or working agreement and are supportive of the Organization's mission. The organization's cash and cash activities are with United Business Bank. As of December 31, 2021, the organization had cash on deposit in the bank totaling \$449,352.

FUND FOR CONSTRUCTION INDUSTRY ADVANCEMENT
NOTES TO FINANCIAL STATEMENTS
DECEMBER 31, 2021 AND 2020


NOTE 7 – RISK AND UNCERTAINTIES

On March 11, 2020, the World Health Organization characterized coronavirus (COVID-19) as a pandemic, and on March 13, the President of the United States declared a national emergency relating to the disease. In addition to the President’s declaration, state and local authorities have recommended social distancing and have imposed quarantine and isolation measures on large portions of the population, including mandatory business closures. These measures are designed to protect the overall public health, however, are expected to have material adverse impacts on domestic and foreign economies and may result in the United States entering a period of recession.

As a result of COVID-19, there has been heightened market risk and volatility associated with the pandemic, and this could materially affect the amounts reported in the statements of net assets available for benefits and the statements of changes in net assets available for benefits, as mentioned above. Because of the uncertainty of the markets during this time, Plan management is unable to estimate the total impact the pandemic will have.

NOTE 8 - SUBSEQUENT EVENTS

In preparing these financial statements, the Plan has evaluated events and transactions for potential recognition or disclosures through March 22, 2022, the date the financial statements were available to be issued.



FUND FOR CONSTRUCTION INDUSTRY ADVANCEMENT
SCHEDULE OF GRANTS FUNDED
YEAR ENDED DECEMBER 31, 2021

Grant Number	Grantee and Program	Total Amount	Total Amount Disbursed
F-987-21-01	AGC Legislative Program	\$ 557,204.00	\$ 471,410.00
F-988-21-02	AGC The Road Information Program (TRIP)	20,647.00	20,647.00
F-989-21-03	AGC Construction Education Foundation	292,501.00	\$ 292,501.00
F-990-21-04	SCCA Legislative Program	423,573.00	423,573.00
F-991-21-05	SCCA Scholarship Fund	82,588.00	82,588.00
F-992-21-06	SCCA Construction University	65,383.00	65,383.00
F-993-21-07	ECA Construction Industry Advocacy	103,235.00	103,235.00
F-994-21-08	ECA Industry Advancement Program	35,602.00	35,602.00
F-995-21-09	ECA Scholarship Program	27,529.00	27,529.00
F-996-21-10	ECA Safety Fund	21,338.00	21,338.00
F-997-21-11	Construction Industry Crime Prevention Program	79,800.00	79,800.00
F-998-21-12	BIA for Building Industry Legal Defense Foundation (BILD)	247,397.00	247,397.00
F-999-21-13	Future Ports	17,500.00	17,500.00
F-1000-21-14	Construction Industry Air Quality Coalition (CIAQC)	177,240.00	177,240.00
F-1001-21-15	Construction Industry Coalition for Water Quality (CICWQ)	241,500.00	241,500.00
F-1002-21-16	CIFAC/Industry Force Account	210,000.00	210,000.00
F-1003-21-17	Strategic Ventures Extra-Legal Loads Transportation Program	29,689.00	29,689.00
GRAND TOTAL		<u>\$ 2,695,174.00</u>	<u>\$ 2,695,174.00</u>

Fund for Construction Industry Advancement

1123 Park View Dr., Suite 200 | Covina, CA 91724

Tel (909) 483-1825 | Fax (909) 483-1828

Board of Trustees

Dan McGrew, Secretary (AGC), Chair

Griffith Company

3050 E Birch Street
Brea, CA 92821
(714) 984-5500 Ext 5523
(714) 854-9754 Fax
DMcGrew@griffithcompany.net

Patrick Ortiz (AGC)

6 Cushing Suite 200
Irvine, CA 92618
(949) 753-1414 Ext 101
portiz@ortizent.com

Chuck Poss, Vice Chairman (SCCA)

Earth Construction & Mining, Inc.

11542 Knott Street 10
Garden Grove, CA 92841
(714) 897-4326
(714) 897-2016 Fax
Cp3@4ecm.com

Mike Rodriguez, Treasurer (SCCA)

Security Paving Co., Inc.

13170 Telfair Avenue
Sylmar, CA 91342
(818) 362-9200
(818) 362-9300 Fax
mrodriguez@securitypaving.com

Michael Crawford (SCCA)

Sukut Construction, Inc.

4010 W Chandler Avenue
Santa Ana, CA 92704-5202
(714) 540-5351
(714) 545-2438 Fax
mcrawford@sukut.com

Brandon Pensick (ECA)

Ferreira Coastal Construction

15188 Vista Del Rio
Chino, CA 91710
(626) 710-0701
bpensick@ferreiraconstruction.com

Clint Larison (AGC)

Herzog Contracting

3760 Kilroy Airport Way #120
Long Beach, CA 90806
(562) 595-7414
clint.larison@larisoncorp.com

Ted Polich (AGC)

Bali Construction, Inc.
9852 Joe Vargas Way
So. El Monte, CA 91733
(626) 442-8003
(626) 442-8315 Fax
tpolich@baliconstruction.com

Enrico Prieto (BIA)

Prieto Construction

23162 Arroyo Vista
Rancho Santa Margarita, CA 92688
(949) 835-1120
(949) 835-1122 Fax
enricoprieto@prietoconstruction.com

Derek Rados (AGC)

Steve P. Rados, Inc.

2002 E. McFadden, Suite 200
Santa Ana, CA 92705
Mailing Address:
P.O. Box 15128
Santa Ana, CA 92735
(714) 835-4612
(714) 835-2186 Fax
drados@radoscompanies.com

Louis "L.J." Fisher III

Cell-Crete Corporation


135 E Railroad Avenue
Monrovia, CA 91016
(626) 945-6312
lfisheriii@cell-crete.com

PUBLIC TRUSTEE

David Nemeth, Public Trustee

Rogers Nemeth Germain

18201 Von Karman, Suite 640
Irvine, CA 92612
(949) 247-7972
dnemeth@rnglawfirm.com



**Fund for Construction Industry Advancement
Board of Trustees (Continued)**

COUNSEL

John S Miller, Jr.

Cox, Castle & Nicholson
2029 Century Park East Suite 2100
Los Angeles, CA 90067 (310) 277-4222
(310) 277-7889 Main Fax
(310) 701-1006 Cell
(310) 546-2050 Home
rmiller@coxcastle.com

Matthew P. Seeberger (Matt)

(310) 284-2226

Construction Industry Advancement Fund of Southern California
Fund for Construction Industry Advancement
Administered by Pacific Southwest Administrators
1123 Park View Dr., Suite 200 | Covina, CA 91724
P.O. Box 2605 • Covina, CA 91722
Tel 909-483-1825 • Fax 909-483-1828



Executive Staff



626-350-8041

Administrator

Robert O. Glaza

bglaza@pswadmin.com

626-279-3001

760-963-1403

Administrator

Marcelina Uribe-Sanchez

msanchez@pswadmin.com

626-279-3003

951-323-9878

Administrative Assistance

Alexa-Sofia Montoya

adminassistant@pswadmin.com

626-279-3007



Accounting Staff



626-279-3094

Manager

Penny Velasco

pvelasco@pswadmin.com

626-279-3018

Accounts Payable

Elizabeth Hartt

trustacctg@pswadmin.com

626-434-2423

Financials and Grant Inquiries

trustacctg@pswadmin.com

626-434-2486

